

kaise

NEW BENCH-TOP DIGITAL MULTIMETER

SK-4033


AVERAGE
RECTIFICATION

SK-4035

TRUE RMS

www.kaise.com

CE



SK-4035

Comparator Function is Installed!

Bench-Top Multimeters that are suitable for
quality check in the production Line!

- ❖ SK-4035 assures the accurate measurement by True RMS.
- ❖ External inspection equipments can be controlled by connecting with the output terminals
- ❖ Easy-to-use simple lay out keys Easy-to-read large display
- ❖ Sampling rate : 10 times/second



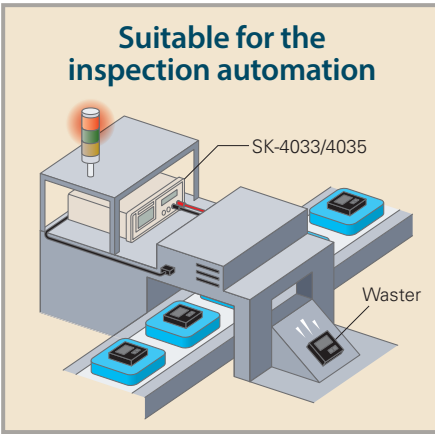
SK-4033
(AVERAGE RECTIFICATION)



SK-4035 (TRUE RMS)

➤ Comparator Function

Useful for the quality check in the production line.



➤ Measurement Items

DC Voltage / AC Voltage

DC Current / AC Current

Resistance



➤ True RMS

SK-4035 assures the accurate measurement by True RMS.


➤ Sampling rate : 10 times/second

Sampling rate of SK-4033/4035 is faster than existing models. Quick responsiveness is more than adequate for user's needs.

➤ Range Hold

➤ Output Terminals

External inspection equipments can be controlled by connecting with these terminals.



(23°C ±5°C, <80%RH in non-condensing)

Model	SK-4033 / 4035					
	Range	Resolution	Accuracy	Input Resistance	Maximum Input	Overload Protection
DC Voltage (Auto range / Manual range)	400.0mV	0.1mV	±0.3%rdg±2dgt	>100MΩ	600V DC (for 10 sec.)	600V DC, 450V AC rms for 1 min.
	4.000V	1mV		≒11MΩ	600V DC	
	40.00V	10mV		≒10MΩ		
	400.0V	100mV				
	600V	1V				
AC Voltage (Auto range / Manual range)	400.0mV	0.1mV	±1.0%rdg±5dgt (50Hz to 500Hz)	>100MΩ	600V AC (for 10 sec.)	600V DC, 450V AC rms for 1 min.
	4.000V	1mV		≒11MΩ	600V AC rms	
	40.00V	10mV		≒10MΩ		
	400.0V	100mV				
	600V	1V				
DC Current (Manual range)	Range	Resolution	Accuracy	Voltage drop	Maximum Input	Overload Protection
	400.0μA	0.1μA	±0.75%rdg±2dgt	<0.05V	400μA DC	0.5A/250V fuse (input terminal) 3A/600V fuse (circuit)
	4.000mA	1μA		<0.25V		
	40.00mA	10μA		<0.1V	400mA DC	
	400.0mA	100μA		<0.6V		
10.00A	10mA	<0.5V		10A DC		10A/600V fuse (circuit)
AC Current (Manual range)	400.0μA	0.1μA	±1.5%rdg±6dgt (50Hz to 500Hz)	<0.05V	400μA AC rms	0.5A/250V fuse (input terminal) 3A/600V fuse (circuit)
	4.000mA	1μA		<0.25V		
	40.00mA	10μA		<0.1V	400mA AC rms	
	400.0mA	100μA		<0.6V		
	10.00A	10mA		<0.5V		10A AC rms
Resistance (Auto range / Manual range)	Range	Resolution	Accuracy	Max. open circuit voltage	Test current	Overload Protection
	400.0Ω	0.1Ω	±0.3%rdg±3dgt	2.4V	≤1.1mA	400V DC 280V AC rms for 1 minute
	4.000kΩ	1Ω	±0.3%rdg±2dgt		≤110μA	
	40.00kΩ	10Ω			≤12.0μA	
	400.0kΩ	100Ω			≤1.2μA	
	4.000MΩ	1kΩ	±1%rdg±2dgt		≤0.12μA	
40.00MΩ	10kΩ	±3%rdg±4dgt	≤0.12μA			

Display (Lcd)	Main LCD : 4000 count, maximum reading 4000, 21mm high Comparator setting LCD : Maximum reading 3999, 7.5mm high
Operating Principle	ΣΔ Conversion
AC Measurement	SK-4033 : Average rectification, SK-4035 : True RMS (AC coupling)
Range Selection	Auto range / manual range
Function Selection	Manual (key operation)
Sampling Rate	10 times/second
Comparator	Setting display : LCD (sub-display) Setting method : Key operation Setting range : -3999 to +3999 Test method : L < lower limit ≤ G ≤ higher limit < H Comparator display : LED (L : red, G : green, H : red) Comparator relay output : photoMOS relay Loading voltage : DC 250V, AC 250V MAX. ON resistance : 35Ω MAX. Continuous loading current : 120mA MAX. Output terminal Buzzer : OFF • GO • LO • HI • HI and LO are selectable
Dielectric Strength	±500V DC (between COM terminal and ground)

Operating Temperature & Humidity	0°C to 35°C, 80%RH or less in non-condensing 35°C to 50°C, 70%RH or less in non-condensing
Storage Temperature & Humidity	-20°C to 60°C, 70%RH or less in non-condensing
Temperature Coefficient	Accuracy at 23°C ±5°C × 0.2/°C
Power Supply	AC adapter
Current Consumption	Approx. 18mA or less (normal), approx. 32mA or less (comparator), approx. 57mA or less (comparator & buzzer)
Fuse	10A range (p/n F30) : 10A/600V (φ 6.3×32mm), μA/mA range (p/n F29) : 3A/600V (φ 6.3×32mm), power supply (p/n F31) : 0.5A/250V (φ 5.2×20mm), μA/mA terminal (p/n F31) : 0.5A/250V (φ 5.2×20mm)
Dimensions & Weight	95(H)×200(W)×260(D)mm, approx. 1,140g
Accessories	100-57 Test Lead, AC Adapter, F31 Spare Fuse (0.5A/250V for μA/mA terminal), Instruction Manual
Optional Accessories	660 AC/DC Clamp Adapter, 821 AC Clamp Adapter, 100-41 Test Lead Kit, 100-62 Test Lead Set, 940 Alligator Clip, 731 BNC Conversion Adapter

DISTRIBUTOR

kaise

www.kaise.com

KAISE CORPORATION

422 Hayashinogo, Ueda City, Nagano Pref., 386-0156 Japan

Telephone : +81-268-35-1601 Fax : +81-268-35-1603

E-mail : sales@kaise.com