

❖ Easy Database Upgrade through KAISE Website

※PC and internet connection are required.

❖ Industrial Battery Testing

❖ Temperature Sensor in Battery Clip

Temperature correction effective for accurate testing.

❖ Test Result Saving & PC Connection

Up to 99 data can be saved to the internal memory.
Onforwarding to PC in text data is possible.

❖ Display & Print Language Selectable

English / Chinese / Japanese are available.

❖ High-Intensity Polycarbonate Body

■ Specifications

LCD	Dot presentation, 128×64 dots
Language (LCD/Printer)	English / Chinese / Japanese
Display Rate (Voltage)	1 time/second
LED Indication	Green: Lights up when test result is "Good" Yellow: Lights up when battery needs re-charging Red: Lights up when "Bad" and needs replacement / Flashes when "Attention" and low start performance
Printer	Built-in printer
Battery Cable Length	Approx. 70cm (Clip and bush are not included)
Power Supply	Testing battery or USB connection
Testing Voltage	8V to 32V DC (Test Battery) / 5V DC (USB Connection)
Testing Batteries	12V lead batteries
Testing Battery Standards	JIS / EN(DIN) / SAE (BCI) ※CCA input, industrial battery selectable
Testing Battery Range	100 to 1400 CCA / Industrial Rating: 1.0mΩ to 50.0mΩ
Measurement Items	12V battery test, 12V & 24V Start Performance Test / Charging System Test
Data Saving	Up to 99 data to internal memory ※Onforwarding to PC by USB connection
Database Upgrade	From website by USB connection to PC
Operating Temp./Humid.	-10℃ to 50℃, less than 80%RH (in non-condensing) ※Printer operating temp.: 0℃ to 50℃
Storage Temp./Humid.	-20℃ to 60℃, less than 70%RH (in non-condensing)
Safety Level	CE marking approved EN61326-1
Dimensions	248mm(H)×96mm(W)×50mm(D) ※Cable and bush not included
Weight	Approx. 550g ※Printer paper not included

Accessories



937 USB Cable



Printer Paper x 2 rolls
※Installed and spare



1035 Carrying Case



Instruction Manual

Optional Accessory



851 Printer Paper
(10 rolls / set, 57(w)x5800(L)mm)

kaise

KAISE CORPORATION

422 Hayashinogo, Ueda City, Nagano Pref., 386-0156 Japan
Telephone : +81-268-35-1601 Fax : +81-268-35-1603
E-mail : sales@kaise.com

www.kaise.com

DISTRIBUTOR

All specifications are subject to change without notice.

70-0201-8535-1 1307

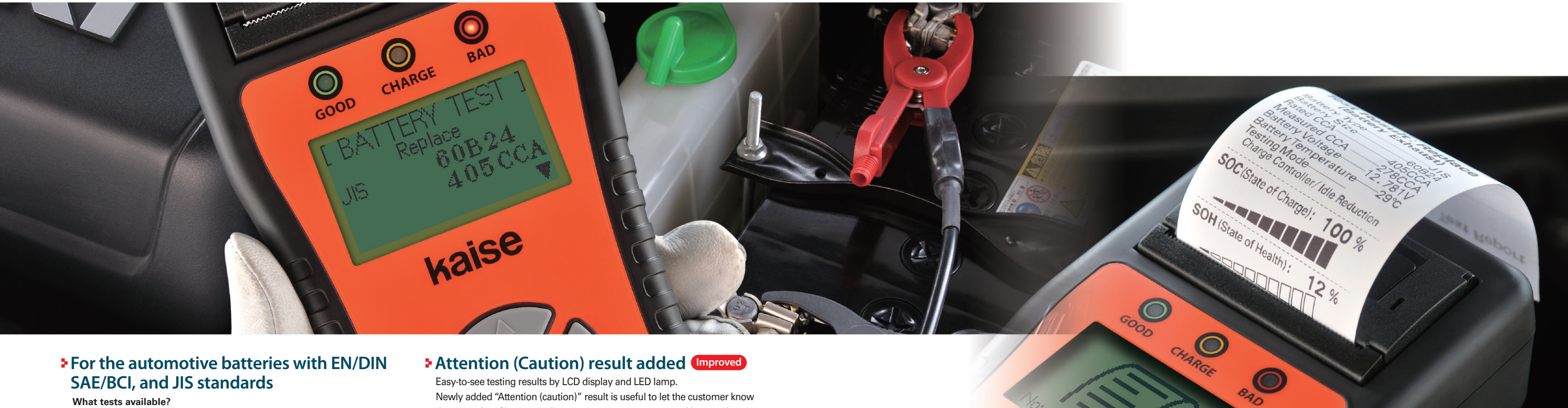
kaise

BATTERY CHECKER
NEW SK-8535



New Battery Checker with Enhanced Functions

Best Choice for Automotive Battery Checking



❖ For the automotive batteries with EN/DIN SAE/BCI, and JIS standards

What tests available?

1. Battery Test

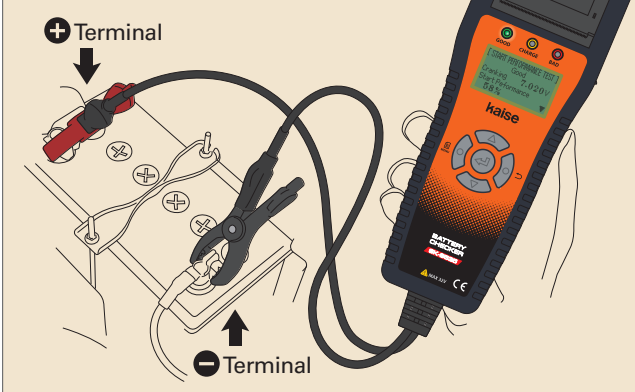
- Battery Charging Level (SOC) ※SOC : State of Charge
- Battery Condition (SOH) ※SOH : State of Health

2. Battery System Test

- Engine Start Performance (Starting ability of the battery)
- Charging System (Generating condition of alternator)

■How to Test

- ①Connect battery clips to +/— terminals.
- ②Set the testing condition in SK-8535.
- ③Start a Battery Test.
- ④Start a Battery System Test.



❖ Applicable to the vehicles with Charge Controller or Idle Reduction systems

Accurate testing with the specific test program and standard numbers which are designed for their testing purpose.

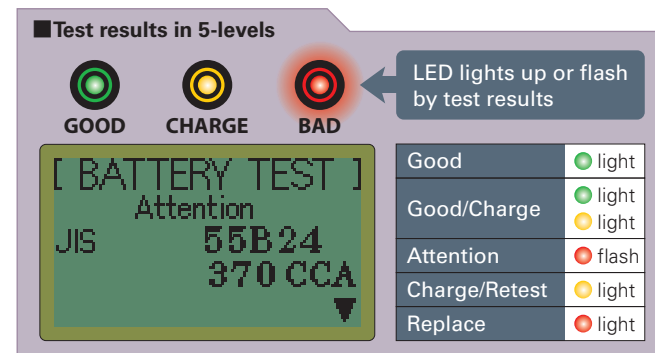
❖ Auxiliary battery test for TOYOTA-Hybrids

Applicable to auxiliary batteries like models S34B20 or S46B24 that are used on TOYOTA-Hybrid vehicles such as Prius, or Prius C.

❖ Attention (Caution) result added Improved

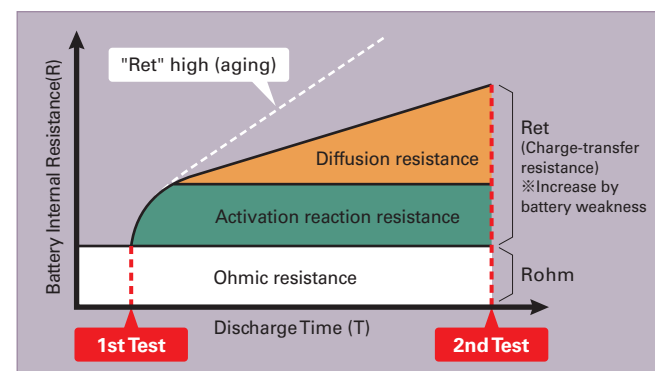
Easy-to-see testing results by LCD display and LED lamp.

Newly added "Attention (caution)" result is useful to let the customer know the necessity of battery replacement to prevent unexpected battery-down.



❖ Double Differential Pulse Test Method for more accurate testing

Vehicle battery has two types of internal resistances. One is "Rohm" contained in each battery and another is charge-transfer resistance "Ret" that increases in direct proportion to discharge time of the battery current. "Ret" could be higher if the battery becomes weak. Double Differential Pulse Test Method is specified to test the battery twice and input the calculated "Ret" in the internal CCA testing operation. By this method, SK-8535 can assure more accurate testing than other CCA testers.



❖ Unused Battery Test Mode New Function

Special mode for testing unused (new) batteries which are stocked in car dealers or garages. This is effective to keep them in good condition preventing unexpected battery aging during storage.

❖ Carrying Case for Protection New Accessory

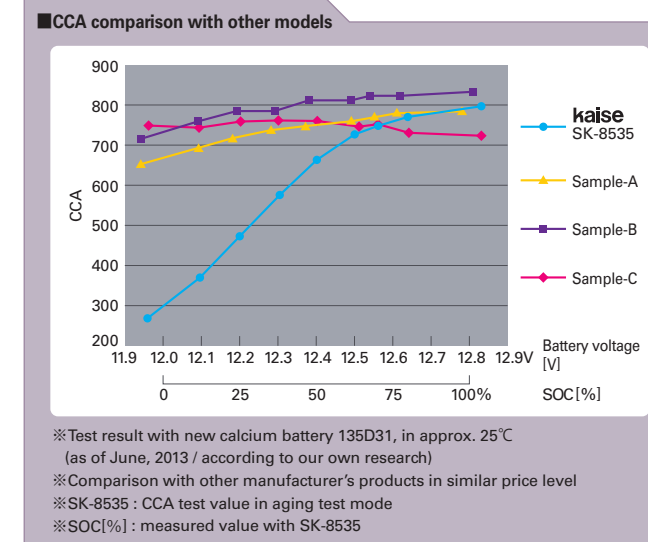
Enhanced portability and dust protection for the instrument.

❖ CCA value characteristics for SK-8535

In-vehicle batteries are not always in full-charged due to the effects of driving condition or fuel saving systems. If its charging level is weak, dischargeable CCA value becomes also lower.

For SK-8535, CCA value corresponds to the charging level of the testing battery.

For testing the battery with low charging level and with low voltage, CCA test result also becomes low as shown in the graph below.



❖ Built-in Printer

Quick-and-easy printing of the test results from built-in printer. Language selectable from English / Chinese / Japanese.

■Printing sample

Battery Test Report

Store Name _____

Person in Charge _____

Date and Time 2013/5/15 15:00

BATTERY TEST

(Aging Test Mode) •

Test Result : Good

Battery Type JIS

Battery Size Q-85

Rated CCA 530CCA

Measured CCA 615CCA

Battery Voltage 12.780V

Battery Temperature 24°C

Testing Mode Charge Controller/Idle Reduction

SOC (State of Charge) : 100%

SOH (State of Health) : 100%

START PERFORMANCE TEST

Test Result : Good

Cranking 8.619V

Start Performance 100%

CHARGING SYSTEM TEST

Test Result : Good

Charging Voltage 14.523V

Ripple Voltage 0.110V

Periodical test is recommended.

Comments for test result _____